

## Pro80 Serie

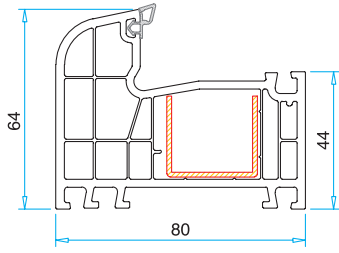
### Technical Specifications

- 80 mm profile width,
- 6 large chamber and 2 seals, provides an excellent heat, sound and water insulation.
- Unique support sheet and automatic TPV gray seals all yield lower inventory costs and speedy manufacturing.
- Single layer (4-6 mm) or heat insulating glass (20-24-32-36 mm) at different thickness may be applied with gray seals.
- Furthermore, 3 layered glasses and blind glasses, with shutter (equipped with motor or motorless) or without shutter.

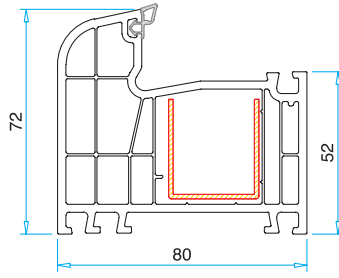
Pro80  
Serie



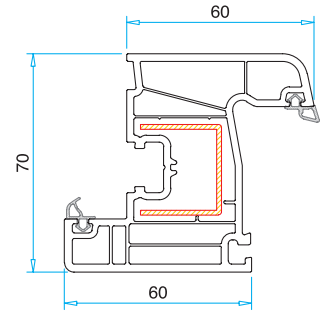
# Pro80 Serie



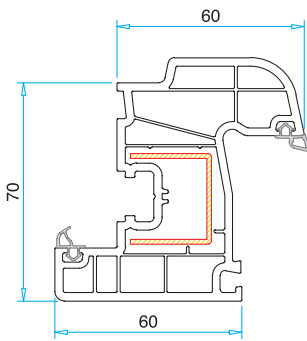
Frame Profile  
PRP.8100



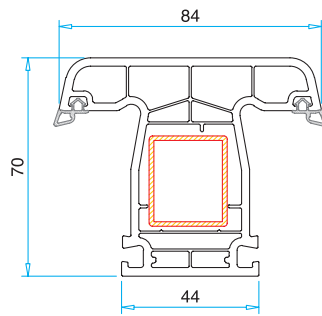
Super Frame Profile  
PRP.8200



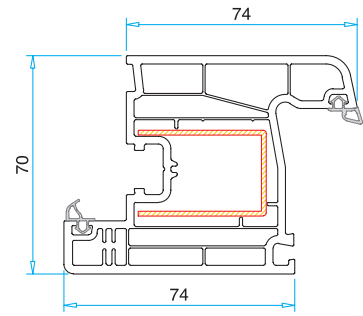
Sash Profile  
PRP.7200



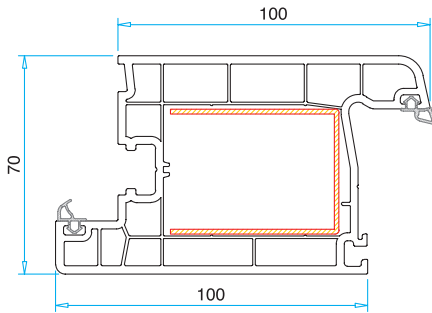
Super Sash Profile  
PRP.7500



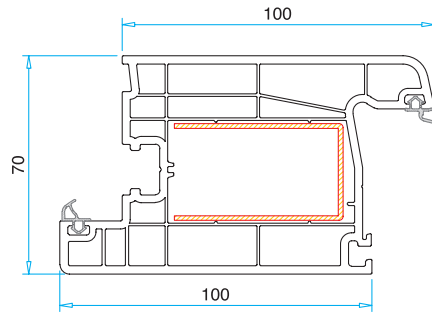
Mullion Profile  
PRP.7300



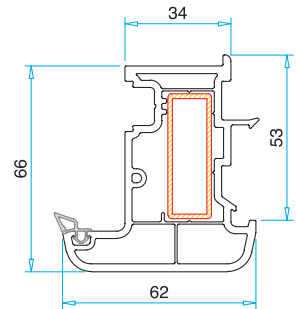
Door Sash Profile  
PRP.7400



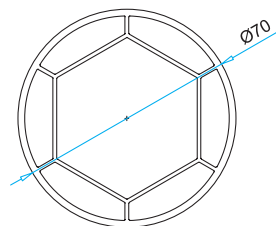
Door Sash Profile 100 mm 3 Chambers  
PRP.7440



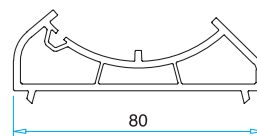
Door Sash Profile 100 mm 4 Chambers  
PRP.7460



Mullion Rebate Profile  
PRP.7600



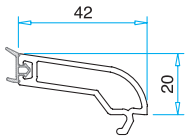
Pipe Profile  
TML.8110



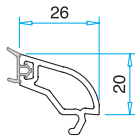
Angled Coener Connection Profile  
TML.8100

# Pro80 Serie

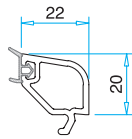
## Technical Drawing



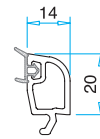
4-6 mm Glazing Bead  
PRP.7800



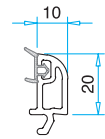
20 mm Glazing Bead  
PRP.7802



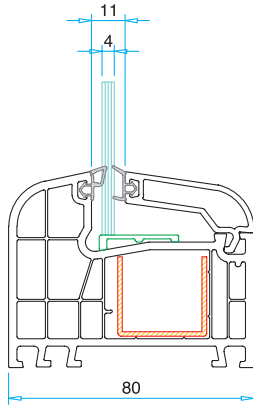
24 mm Glazing Bead  
PRP.7804



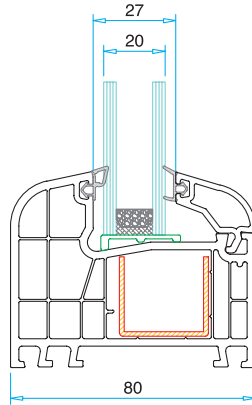
32 mm Glazing Bead  
PRP.7808



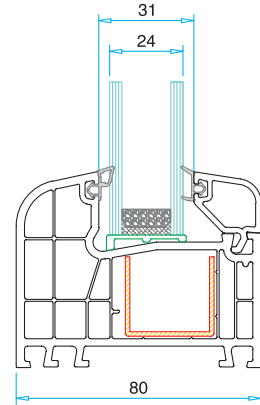
36 mm Glazing Bead  
PRP.7812



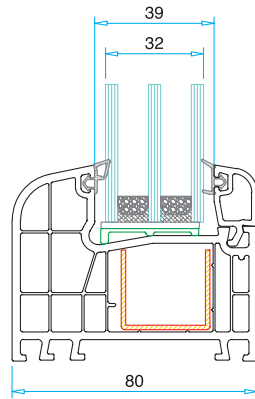
4 mm Glass



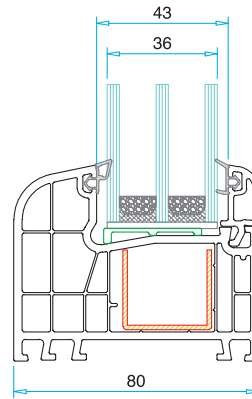
20 mm Glass



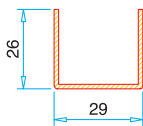
24 mm Glass



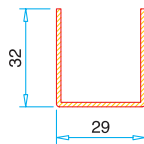
32 mm Glass



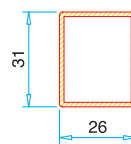
36 mm Glass



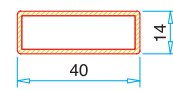
Frame / Sash / Mullion  
Reinforcement



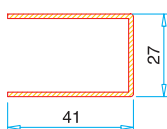
Super Frame  
Reinforcement



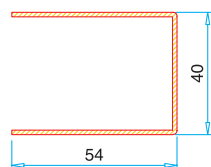
Mullion  
Reinforcement




Mullion Rebate  
Reinforcement



Door sash  
Reinforcement



Door Sash 100 mm 3 Chambers  
Reinforcement



Door Sash 100 mm 4 Chambers  
Reinforcement

# Pro80 Serie

